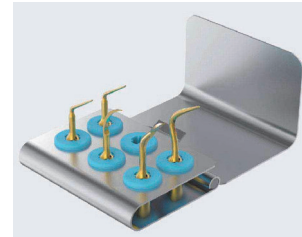




Ultra Surgey

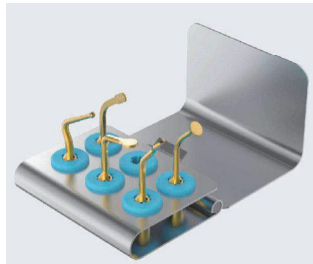


Periodontal kit



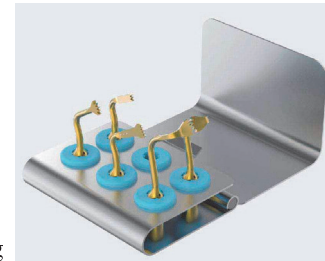
Ridge Expansion
Corticotomy Techniques
Bone Block Grafting, Bone Chip Grafting, Bone Modeling
Extraction
Sinus Lift lateral approach
Endodontic
Periosurgery

Sinus Lift



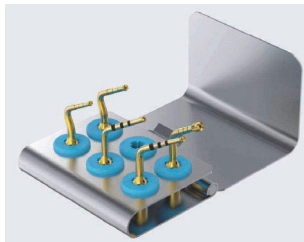
Osteotomy close to nerve.
Sinus Lift Technique Lateral Approach.

Osteotomy Kit



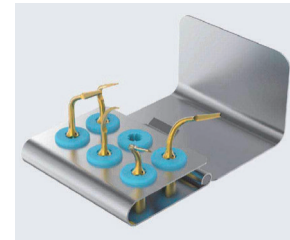
Ridge Expansion
Bone block grafting
Corticotomy block technique

Implant Kit



Implant site preparation
Sinus lift technique crestal approach

Extraction Kit



Tooth extraction
Periodontal surgery

Scaler Tips compatible with many brands

For supragingival use



Used to remove light to medium-heavy supragingival calculus and bacterial plaque.

EMS	G1	NSK	GN1
SATELEC	GD1	MECTRON	GM1



Used to remove the calculus and bacterial plaque from supragingival interdental areas.

EMS	G3	NSK	GN3
SATELEC	GD3	MECTRON	GM3

For subgingival use



Used to remove sub gingival and deep Perio calculus.

EMS	P 3	NSK	PN3
SATELEC	PD3	MECTRON	PM3



Used to remove sub gingival calculus.

EMS	P 4	NSK	PN4
SATELEC	PD4	MECTRON	PM4


For root debridement



Diamond coated

Used to level off the surface of root during periodontal flap surgery.

EMS	P3D	NSK	PN3D
SATELEC	PD3D	MECTRON	PM3D



Diamond coated

A powerful tool for the removal of calcification, this tip can be used for widening calcified roots in the coronal third.

EMS	P4D	NSK	PN4D
SATELEC	PD4D	MECTRON	PM4D